



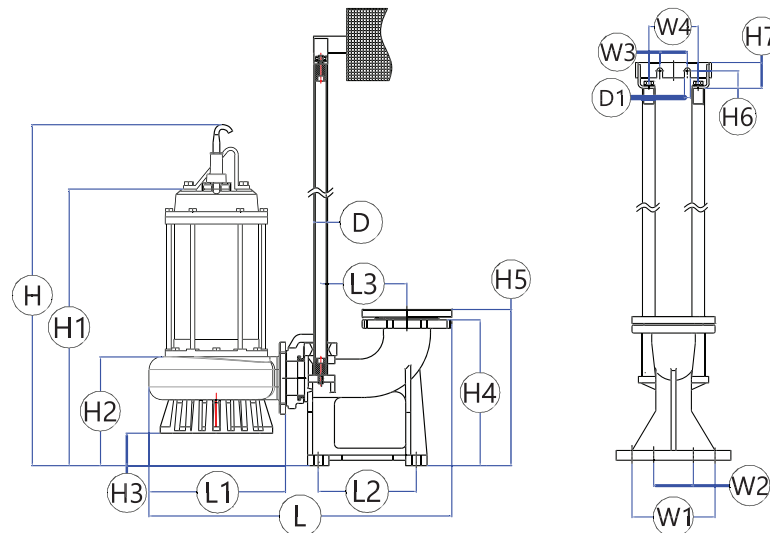
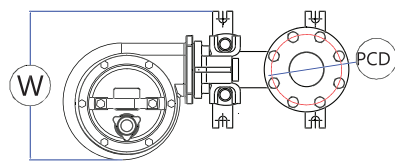

- Liquid temperature: 0 - 40°C/32 - 104°F
- HP range: 1 - 10HP / 0.75 - 7.5 KW
- PH: 6 - 8
- Rated Speed: 2900 rpm
- Protection class: IP68
- Maximum depth: 8M

### Features

1. Double mechanical seal design.
2. Rubber bearing cover prevents water leak in and extend the lifetime.

### Applications

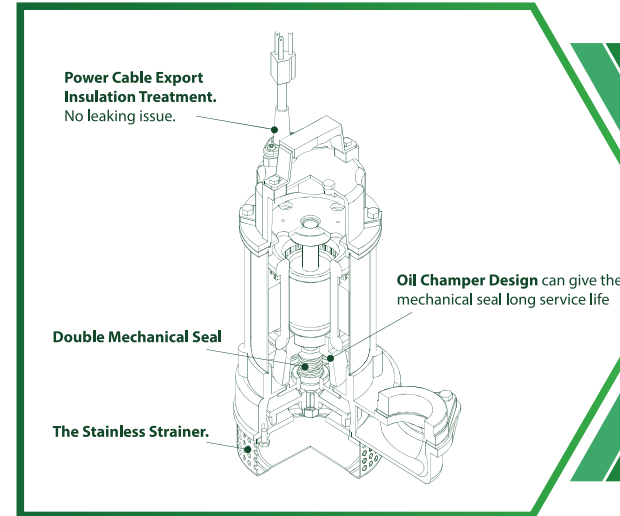
1. Industrial sewage discharge
2. Basement sewage discharge



### Dimension

Model	L	L1	L2	L3	W	W1	W2	W3	W4	H	H1	H2	H3	H4	H5	H6	H7	D	D1	PCD	G
	mm	mm	mm	mm	mm	mm	mm	mm	mm	mm	mm	mm	mm	mm	mm	mm	mm	mm	mm	mm	inch
KS-30	660	275	230	202	255	252	252	70	125	625	535	207	90	346	366	46	65	32	15	175	3
KS-50	660	275	230	202	255	252	252	70	125	655	565	207	90	346	366	47	65	32	15	175	3
KS-75	710	320	230	202	370	252	252	70	125	775	620	255	65	346	366	48	65	32	15	175	3
KS-100	710	320	230	202	370	252	252	70	125	800	645	255	65	346	366	49	65	32	15	175	3

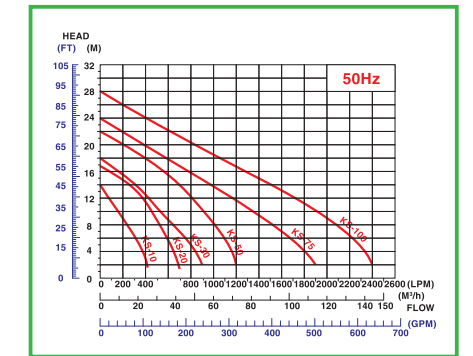
### Sectional View



### Standard Accessories

Model No.	Accessories	Pedestal Type
KS-10	Flange - Hose connection	TOS-SG
KS-20	Flange - Hose connection	TOS-SG
KS-30	Elbow - Flange	TOS-L4
KS-50	Elbow - Flange	TOS-L4
KS-75	Elbow - Flange	TOS-L4
KS-100	Elbow - Flange	TOS-X6

### Curve



### Specification

Model No.	Output		Outlet		Pass Solid Dia(mm)	Max Flow (LPM)	LPM Flow @ Head					Max Head (M)	Weight (Kg)
	HP	W	mm	inch			3M	6M	9M	12M	15M		
KS-10	1	750	50	2"	6	420	400	300	190	70	-	14	21
KS-20	2	1500	80	3"	9	700	670	610	520	400	260	17	31
Model No.	Output		Outlet		Pass Solid Dia(mm)	Max Flow (LPM)	LPM Flow @ Head					Max Head (M)	Weight (Kg)
HP	KW	mm	inch	5M			10M	15M	20M	25M			
KS-30	3	2.2	80	3"	11	900	800	530	250	-	-	18	42
KS-50	5	3.7	100	4"	11	1200	1130	920	630	220	-	22	48
KS-75	7.5	5.5	100	4"	11	1900	1750	1350	880	380	-	24	60
KS-100	10	7.5	150	6"	11	2400	2300	1900	1400	820	280	28	70

### Construction

No	Description	Material
1	Motor Cover	FC200
2	Upper bearing cover	FC200
3	Motor housing	SUS 304
4	Stator	SILICON STEEL
5	Shaft	SUS 410
6	Bearing	CNM5K
7	Pump casing	FC200
8	Oil seal cover	FC200
9	Impeller	FC200
10	Diffuser	FC200
11	Strainer	SUS 304/FC200
12	O-ring	NBR
13	O-ring	NBR
14	Bearing	CNM5K
15	Me. Seal	CA/CE + CA/CE
16	O-ring	NBR
17	Oil seal	NBR
18	Power cord	H07RNF OR PVC
18	Cord faster plate	RUBBER
20	Handle	SUS 410
21	Capacitor	PP

